



# Essential English: Daily Life Basics


---



# DMV English Navigation

---

In this course, we will focus on essential English skills tailored to your interactions at the Department of Motor Vehicles (DMV). Whether you are renewing your driver's license or going through the application process, this series is designed to give you the language tools you need for a smooth experience at DMV.



## Pronouncing DMV Words Easily

1. Driver's License:

- Pronunciation: DRIVE-erz LIE-sens

2. Learner's Permit:

- Pronunciation: LURN-erz PER-mit

3. Identification:

- Pronunciation: eye-DEN-ti-fi-KAY-shun

4. Vehicle Registration:

- Pronunciation: VEE-i-kul

Redj-uh-STRAY-shun

5. License Class:

- Pronunciation: LIE-sens Klass

6. Endorsement:

- Pronunciation: enDORSeMENT

Restriction:

- Pronunciation: ree-STRICK-shun

8. Application Form:

- Pronunciation: ap-li-KAY-shun Form

9. Proof of Residency:

- Pronunciation: proof uhv REZ-i-dun-see

10. Acceptable Documents:

- Pronunciation: ak-SEP-tuh-bul

DOC-yu-munts


11. Testing Requirements:

- Pronunciation: TEST-ing rih-KWIRE-munts

12. DMV (Department of Motor Vehicles):

- Pronunciation: Dee-Em-Vee (often pronounced letter by letter)






**At the DMV**

## License:

- Definition: Legal document granting permission to drive in the United States
- Practical Use: "I need to renew my driver's license."
- DETAILS: discusses the importance of a driver's license as a primary form of identification and the importance of renewing it.

## Identification:

- DEFINITION: Personal identification required for various transactions.
- Practical Use: "Do I need additional identification to apply for a license?"
- DETAILED INFORMATION: Explain the types of identification accepted by DMV and the need for accurate and updated identification records.





## **VEHICLE REGISTRATION**

- DEFINITION: The official government record of a vehicle.

- PRACTICAL USE: "How do I complete the vehicle registration process?"


- DETAILED INFORMATION: Step-by-step completion of the steps involved in registering a vehicle, emphasizing the role of documentation and compliance with local regulations.

## **DMV FUNCTION**


- OVERVIEW: Describes the role of the DMV outside of licensing, including vehicle registration and various driving-related transactions.

- PRACTICAL USE: "What other services does the DMV provide?"

- Detailed Information: Highlights additional services such as title transfers, license plate renewals, and address changes, providing a comprehensive view of DMV's functions.



# Types of Licenses





# Exploring the Different Types

## **Driver's license & learner's permit:**

- Breakdown: Your driver's license is primary and allows unlimited driving. A learner's permit is a primary license with some restrictions, such as needing a licensed adult in the car.
- Everyday Conversation: \* "If I wanted the freedom to drive, I'd get a driver's license, right? What's the deal with learner's permits?"

## **Driver's license class:**

- Explanation: Class C is the most common license and covers regular driving needs. This is the license you need for everyday car use.
- In layman's terms: "For my regular car, which class of license do I need?"


## **Endorsements and limitations:**

- Insights: \* Endorsements are like extra licenses, such as to ride a motorcycle. Restrictions can be things like needing glasses to drive.
- Endorsements: "If I want to ride a motorcycle, can I use my regular license? Are there any restrictions I need to know about?"





# Application Procedures



# Application Procedures



## 1. Application form:

- Explanation: Fill in your name, address, and date of birth on the paper. This helps the DMV know who you are.
- Sample question: "When do I fill out the form and where can I find it?"

## 2. Proof of Residency:

- Explanation: Show a document that states where you live, such as a bill or letter. This helps the DMV confirm your address.
  - Example Question: "What documents do I need to show to prove my residency?"
-

### 3. Acceptable Documents:

- Explanation: Collect important documents, such as a passport or birth certificate. These documents confirm your identity.
- Example: "What documents do I need to bring with me when I go to the DMV?"

### 4. Testing Requirements:

- Explanation: Depending on where you live, you may need to take a test about driving rules and prove that you can drive.
- Example: \* "What tests do I need to take and how do I prepare for them?"

### 5. Submit your application:

- Final Step: Give the completed documents and information to the DMV staff. At this point you can officially apply for your driver's license.
- Example question: "What should I do after I have completed everything? What happens after I give the paperwork to the DMV?"



# Common Question

"What papers do I need when I go to get my driver's license?"

"How can I start practicing driving with a learner's permit, and what are the rules?"

"Can you explain the different kinds of driver's licenses and which one I should apply for?"

"Is there a way to practice for the written test before getting my driver's license?"

"How long does everything take, and when will I have my driver's license?"

"How much does it cost to get a driver's license, and can I pay with cash or card?"

"Are there any extra things I need to do to get my driver's license?"

"When the time comes, how do I renew my driver's license, and is it a complicated process?"

